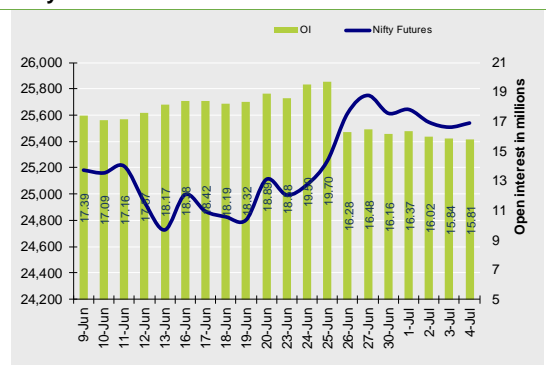


Nifty Snapshot

	Close	Prv Cl.	Ab chg	% chg
Spot	25,461.00	25,405.30	55.70	0.22
Futures	25,540.10	25,508.60	31.50	0.12
Oil(ml shr)	15.81	15.84	-0.03	-0.18
Vol (lots)	66766	97240	-30474	-31.34
COC	79.10	103.30	-24.20	-23.4
PCR-OI	0.93	0.99	-0.06	-5.7

Nifty Futures Price v/s OI



Institutional Activity in previous trading session

(in Rs cr.)	Buy	Sell	Net
Index Futures	2056.40	2803.85	-747.45
Index Options	785237.82	786618.99	-1381.17
Stock Futures	13835.49	14257.16	-421.67
Stock Options	14148.53	14303.46	-154.93
FII Cash	7,517.79	8,277.90	-760.11
DII Cash	10,305.48	11,334.32	-1,028.84

Net FII Activity (in Rs cr.)

Date	Idx Fut	Stk Fut	Idx Opt	Cash
4-Jul	-747.5	-421.7	-1381.2	-760
3-Jul	-2443.6	-177.7	65491.2	-1481
2-Jul	-2057.5	714.1	-16628.3	-1562
1-Jul	-115.7	-1334.9	27647.4	-1970
30-Jun	-902.9	-3491.4	-10904.4	-832
27-Jun	290.8	919.1	-12051.6	1397

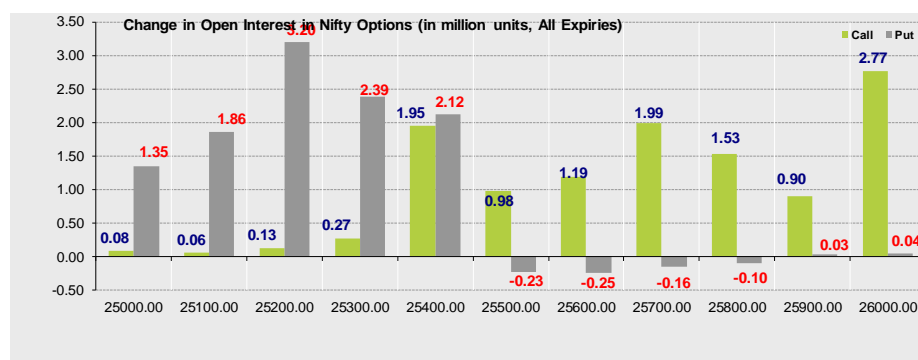
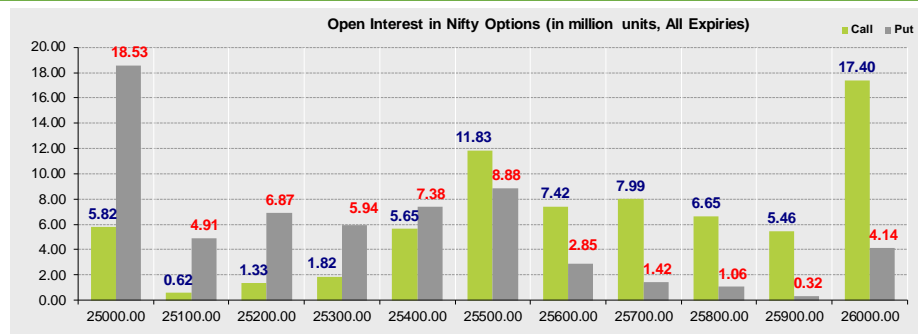
Technical Pivot (Intraday):

	S2	S1	PIVOT	R1	R2
NIFTY	25355	25445	25505	25595	25650
BANKNIFTY	56750	57025	57180	57455	57610

Summary

- Indian markets closed on a positive note where buying was mainly seen in Realty, Financial Services, Metals Sectors. Nifty Jul Futures closed at 25540.10 (up 31.50 points) at a premium of 79.10 pts to spot.
- FIIIs were net sellers in Cash to the tune of 760.11 Cr and were net sellers in index futures to the tune of 747.45 Cr.
- India VIX decreased by 0.56% to close at 12.32 touching an intraday high of 12.70.

Open Interest in Nifty Options:



- The above second chart shows previous trading day's change in Nifty options where Addition in OI were seen in 25700, 25600, 25500 strike Calls and at 25200, 25300, 25400, strike Puts indicating market is likely to remain range bound in the near term.
- Highest OI build-up is seen at 26000 strike Calls and 25000 strike Puts, to the tune of 17.40mn and 18.53mn respectively.

Outlook on Nifty:

Index is likely to open on a flat note today and is likely to remain range bound during the day.

(Price is in Rs; OI is in million units; Price chg and OI chg are in percentage) **NB RESEARCH**

Fresh Longs seen in:

Scrip	Price	Price chg	OI	OI Chg
PAGEIND	47985.0	0.4	0.2	13.9
BOSCHLTD	35510.0	4.5	0.4	11.3
BLUESTARCO	1826.6	0.6	2.0	8.1

Short Covering seen in:

Scrip	Price	Price chg	OI	OI Chg
LTF	206.2	1.3	55.8	-4.7
HAL	5020.3	1.3	9.1	-4.5
NIFTYNXT50	68817.4	0.4	0.0	-3.8

Fresh Shorts seen in:

Scrip	Price	Price chg	OI	OI Chg
ANGELONE	2772.9	-6.5	2.6	20.2
BSE	2640.1	-6.9	12.4	16.7
KFINTECH	1301.4	-2.7	0.8	9.8

Long Unwinding seen in:

Scrip	Price	Price chg	OI	OI Chg
DALBHARAT	2184.8	-1.7	3.1	-8.4
EICHERMOT	5653.0	-1.4	2.9	-4.2
OBEROIRLT	1877.1	-0.1	4.6	-2.7

NIFTY50 Options OI (CE OI = Resistance) (PE OI = Support)

Symbol	Highest CE OI	Highest PE OI	CMP
ADANIENT	2700	2700	2610
ADANIPTS	1500	1400	1432
APOLLOHOSP	8000	7000	7578
ASIANPAINT	2500	2300	2436
AXISBANK	1200	1200	1181
BAJAJ-AUTO	9000	8000	8454
BAJFINANCE	950	900	930
BAJAJFINSV	2100	1980	2005
BEL	430	400	430
BHARTIARTL	2040	1900	2011
CIPLA	1680	1340	1521
COALINDIA	400	400	388
DRREDDY	1400	1100	1308
EICHERMOT	5800	5800	5653
ETERNAL	270	250	263
GRASIM	3000	2600	2820
HCLTECH	1960	1600	1717
HDFCBANK	2020	2000	1999
HDFCLIFE	820	740	789
HEROMOTOCO	4300	4200	4299
HINDALCO	700	700	701
HINDUNILVR	2400	2300	2345
ICICIBANK	1500	1400	1448
ITC	420	420	415
INDUSINDBK	900	800	860

NIFTY50 Options OI (CE OI = Resistance) (PE OI = Support)

Symbol	Highest CE OI	Highest PE OI	CMP
INFY	1700	1600	1645
JSWSTEEL	1180	1000	1042
JIOFIN	350	300	327
KOTAKBANK	2200	2100	2140
LT	3700	3500	3606
M&M	3200	3200	3177
MARUTI	12800	12000	12662
NTPC	345	330	336
NESTLEIND	2500	2300	2400
ONGC	245	240	246
POWERGRID	300	290	295
RELIANCE	1600	1500	1531
SBILIFE	1900	1800	1806
SHRIRAMFIN	700	700	677
SBIN	820	800	815
SUNPHARMA	1700	1500	1680
TCS	3500	3400	3427
TATACONSUM	1230	980	1094
TATAMOTORS	700	680	692
TATASTEEL	170	160	164
TECHM	1670	1390	1659
TITAN	3880	3600	3689
TRENT	6000	4800	5486
ULTRACEMCO	13800	11000	12477
WIPRO	280	240	271

OI against MWPL				
Symbol	MWPL	Open Interest	Limit for next day	% OI
RBLBANK	121575211	106422825	Ban	88%
BANDHANBNK	193371109	155790000	27912553	81%
HINDCOPPER	65482129	51296050	10911972	78%
BSOFT	32988281	24545300	6793566	74%
TITAGARH	16037381	11696425	3539086	73%
ABFRL	121580965	86894600	28607316	71%
TATATECH	36328758	25841600	8670720	71%
NMDC	689383367	477184500	177729698	69%
LICHSGFIN	60244101	39877000	17354895	66%
NATIONALUM	178967755	116520000	53499367	65%
CHAMBLFERT	31728204	20642550	9499243	65%
GRANULES	29668038	19057600	9127036	64%
MCX	10180563	6504625	3166909	64%
CDSL	35530000	22695025	11058475	64%
TATACHEM	31601465	20146750	9874641	64%
HUDCO	100095000	63278325	31811925	63%
PNB	687763516	423080000	230295340	62%
LTF	168467595	103107896	56936319	61%
SAIL	289148547	176104300	98586819	61%
GLENMARK	30111043	17977875	10627615	60%
HFCL	189248684	112462200	67324049	59%
LAURUSLABS	78058155	46197500	27957747	59%
ANGELONE	11638502	6676500	4380076	57%
INDUSINDBK	125014099	71305500	47457894	57%
BSE	63536556	35971125	24388603	57%
ABCAPITAL	162442174	87813700	66506365	54%
ADANIENT	60081955	32294400	24783457	54%
BIOCON	121306033	63342500	51898231	52%
DLF	128335464	65181600	56737090	51%
RECLTD	249446067	125634675	111339088	50%
AARTIIND	41876170	20899225	18883136	50%
IEX	177849950	88323750	80633702	50%

[illegible]

Derivative Recommendations:

Stock Name	Call (Buy/Sell)	Entry price	Targets	Stop Loss	Duration	Status
BANKBARODA 250 CE	Buy	6.2	13	3	1-2 Days	Open
AARTIIND Future	Buy	486	525	474	1-2 Days	Open
ULTRACEMCO (Bull Call spread)	Strategy	260	640	200	Positional	Open
GRANULES Future	Buy	493	530	480	2-3 Days	Open
BHARTIARTL Future	STBT	2018	1958	2048	STBT	Open

FROM THE EQUITY DERIVATIVE DESK:

NIRAV HARISH CHHEDA

AVP - DERIVATIVES AND TECHNICAL RESEARCH

E-Mail: nirav.chheda@nirmalbang.com

Tel no: 6273-8199/8000

AMIT BHUPTANI

SNR.DERIVATIVES AND TECHNICAL RESEARCH ANALYST

E-Mail: amit.bhuptani@nirmalbang.com

Tel no: 6273-8242/8000

DISCLOSURES

Research Reports that are published by Nirmal Bang Securities Private Limited (hereinafter referred to as "NBSPL") are for private circulation only. NBSPL is a registered Research Analyst under SEBI (Research Analyst) Regulations, 2014 having Registration no. INH000001766. NBSPL is also a registered Stock Broker with National Stock Exchange of India Limited, BSE Limited, Metropolitan Stock Exchange of India Limited, Multi Commodity Exchange of India Limited, National Commodity and Derivative Exchange Limited and Indian Commodity Exchange Limited in cash and Equity and Commodities derivatives segments.

NBSPL has other business divisions with independent research teams separated by Chinese walls, and therefore may, at times, have different or contrary views on stocks and markets.

NBSPL or its associates have not been debarred / suspended by SEBI or any other regulatory authority for accessing / dealing in securities Market. NBSPL, its associates or analyst or his relatives do not hold any financial interest (Except Investment) in the subject company. NBSPL or its associates or Analyst do not have any conflict or material conflict of interest at the time of publication of the research report with the subject company. NBSPL or its associates or Analyst or his relatives may or may not hold beneficial ownership of 1% or more in the subject company at the end of the month immediately preceding the date of publication of this research report.

NBSPL or its associates / analyst has not received any compensation / managed or co-managed public offering of securities of the company covered by Analyst during the past twelve months. NBSPL or its associates have not received any compensation or other benefits from the company covered by Analyst or third party in connection with the research report. Analyst has not served as an officer, director or employee of Subject Company. NBSPL / analyst has not been engaged in market making activity of the subject company.

Analyst Certification: The research analysts and authors of these reports, hereby certify that the views expressed in this research report accurately reflects my/our personal views about the subject securities, issuers, products, sectors or industries. It is also certified that no part of the compensation of the analyst(s) was, is, or will be directly or indirectly related to the inclusion of specific recommendations or views in this research. The analyst(s) principally responsible for the preparation of this research report and has taken reasonable care to achieve and maintain independence and objectivity in making any recommendations.

DISCLAIMER

This report is for the personal information of the authorized recipient and does not construe to be any investment, legal or taxation advice to you. NBSPL is not soliciting any action based upon it. Nothing in this research shall be construed as a solicitation to buy or sell any security or product, or to engage in or refrain from engaging in any such transaction. In preparing this research, we did not take into account the investment objectives, financial situation and particular needs of the reader.

This research has been prepared for the general use of the clients of NBSPL and must not be copied, either in whole or in part, or distributed or redistributed to any other person in any form. If you are not the intended recipient you must not use or disclose the information in this research in any way. Though disseminated to all the customers simultaneously, not all customers may receive this report at the same time. NBSPL will not treat recipients as customers by virtue of their receiving this report. This report is not directed or intended for distribution to or use by any person or entity resident in a state, country or any jurisdiction, where such distribution, publication, availability or use would be contrary to law, regulation or which would subject NBSPL & its group companies to registration or licensing requirements within such jurisdictions.

The report is based on the information obtained from sources believed to be reliable, but we do not make any representation or warranty that it is accurate, complete or up-to-date and it should not be relied upon as such. We accept no obligation to correct or update the information or opinions in it. NBSPL or any of its affiliates or employees shall not be in any way responsible for any loss or damage that may arise to any person from any inadvertent error in the information contained in this report. NBSPL or any of its affiliates or employees do not provide, at any time, any express or implied warranty of any kind, regarding any matter pertaining to this report, including without limitation the implied warranties of merchantability, fitness for a particular purpose, and non-infringement. The recipients of this report should rely on their own investigations.

This information is subject to change without any prior notice. NBSPL reserves its absolute discretion and right to make or refrain from making modifications and alterations to this statement from time to time. Nevertheless, NBSPL is committed to providing independent and transparent recommendations to its clients, and would be happy to provide information in response to specific client queries.

Before making an investment decision on the basis of this research, the reader needs to consider, with or without the assistance of an adviser, whether the advice is appropriate in light of their particular investment needs, objectives and financial circumstances. There are risks involved in securities trading. The price of securities can and does fluctuate, and an individual security may even become valueless. International investors are reminded of the additional risks inherent in international investments, such as currency fluctuations and international stock market or economic conditions, which may adversely affect the value of the investment. Opinions expressed are subject to change without any notice. Neither the company nor the director or the employees of NBSPL accept any liability whatsoever for any direct, indirect, consequential or other loss arising from any use of this research and/or further communication in relation to this research. Here it may be noted that neither NBSPL, nor its directors, employees, agents or representatives shall be liable for any damages whether direct or indirect, incidental, special or consequential including lost revenue or lost profit that may arise from or in connection with the use of the information contained in this report.

Copyright of this document vests exclusively with NBSPL. Our reports are also available on our website www.nirmalbang.com